

HEIFERPRO NEWS

ProfitSource, 14058 County Road F, Athens, WI 54411
www.dairyquest.com info@dairyquest.com 888-597-2977

Windows Vista

By Lee Mc Cauley

If you are shopping for a new computer, you will notice that the new operating system from Microsoft is available. Its name is Windows Vista.

First of all, the latest version of HeiferPRO is compatible with Windows Vista. With some minor tweaks, it will run just fine on Vista.

There is one important issue that you will need to address. After HeiferPRO is installed, you will need to right click on the HeiferPRO icon. On the menu that pops up, select Properties.

On the "Shortcut" tab, click on the Advanced Button. In this window, click on "Run as Administrator" and click OK. That is the only additional thing you need to do to allow HeiferPRO to run properly.

Tablet PC



We are pleased to announce a new addition to our products. We are introducing a rugged Tablet PC from Mobile Demand. It is ideal for agricultural use. This means that you can carry HeiferPRO wherever you are on your operation. It also is a perfect fit with using HeiferPRO Mobile.

Any application that you run on your desktop or

Inside This Issue

Windows Vista	1
Tablet PC	1
Managing Labels	2
World Dairy Expo	2
DairyQuest Tips	3
New Date Fields	3
Extended Support Hours	3

The Help File that comes with HeiferPRO had to be compiled in a different format. The "Old Style" of help file is not supported in Vista.

We also have changed all of the date fields in HeiferPRO. The date fields do function differently than in past versions of HeiferPRO. We would appreciate your feedback regarding them.

Overall, the operating system is very stable and I now like it. However, there is nothing wrong with using Windows XP. Unless you do a huge amount of graphic/audio work, you are not missing anything by staying with Windows XP.

laptop computer can also be run on the Tablet PC.

- Works in -4F temperature
- Touch screen with stylus or fingertips
- Has a 3 foot drop rating on concrete
- A 6 hour battery life
- Weights 4.6 lbs.
- Bluetooth and wireless networking
- Water resistant
- Numeric Keypad

This tablet PC makes the perfect computer for agricultural purposes. Contact ProfitSource for sales and more information.

Managing Labels

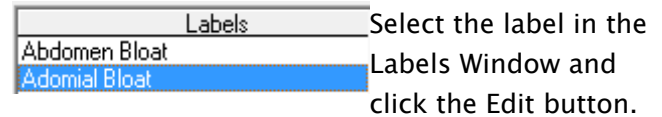
Labels are items that you add to HeiferPRO when recording an action. Some examples of labels are technicians, treatment names, treatment reasons and so forth.

At some point in time, you are going to have labels in HeiferPRO that you no longer use. They become a nuisance when you record actions.

You may also want to change the label itself (misspelled). There is an easy way to accomplish this.

From the main menu of HeiferPRO, select Update|Manage Labels. Select the label category on the

left side of the window. You will see the labels appear on the right side of the screen.



If you want to edit the label, simply change it in the Edit Label field. If you no longer want the label to appear in lists while recording actions, click on "Inactive".

To finish, click on the "Save" button. This same procedure can be used in Editing Locations names. Choose Update|Manage Locations from the main menu of HeiferPRO.

World Dairy Expo

Believe it or not, here at ProfitSource we are already thinking about World Dairy Expo. The Expo will be held from Oct 2 - Oct 6, 2007 in Madison, WI.

The Dairy Expo has always been a great place to for visitors and exhibitors alike. We have made many friends through Dairy Expo and look forward to seeing you again this year. ProfitSource has been a part of World Dairy Expo for over 10 years.

Along with the cattle sale, World Dairy Expo showcases many of the new products that are now available. Last year there were 1500 booths exhibited by 676 companies.

The total attendance at World Dairy Expo in 2006 was 65,563. This included 2,131 International

"Do you realize if it weren't for Edison we'd be watching TV by candlelight?"

guests from 80 countries.

We are currently making plans on some type of World Dairy Expo promotion for our current customers of HeiferPRO. We would welcome your thoughts and suggestions in regards to a promotion.

If you are interested in attending World Dairy Expo, but have never done so in the past, feel free to give us a call at 888-597-2977. Our office is located only 3 hours from Madison and we are familiar with the area. We may be able to offer you some suggestions and insight to the show.

For more information visit <http://www.worlddairyexpo.com> or contact:

World Dairy Expo

3310 Latham Drive,
Madison, WI 53713

Telephone: 608-224-6455

Fax: 608-224-0300

e-mail: wde@wdexpo.com

HeiferPRO Tips

Have you ever accidentally recorded a return action on an animal who really wasn't returned? This can be corrected very quickly.

The first thing to do is to change your animal view from the main window of HeiferPRO. Click View|Select Animal View from the main menu of HeiferPRO.

Click "Returned Animals" and then OK. All of the animals that you have recorded a return action will now be displayed.


Locate the animal that you accidentally removed and double click on her. You will be taken to the Manage Animals window.

Click on the Action Summary Tab, locate then double

New Date Fields

For circumstances beyond our control, we had to change all of the Date Fields in HeiferPRO. This means that wherever you record a date, the field is going to have a different look and feel.

We had to make this change. On some computers the format of the date was not being displayed properly. For example: Most computer settings display a date in the MM/DD/YYYY format. However, if you were displaying the date by DD/MM/YYYY, it likely was not displayed correctly.

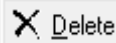
 The new Date Field has a drop down calendar. To choose a different date, simply click on the small black arrow.

Extended Support Hours

We have extended our support hours for your convenience. If you need emergency support after 5 PM Weekdays and on Weekends, feel free to call 715-805-6000. If you receive voice mail, please leave your name and number and we will get back to you as soon as possible.

We hope that you appreciate this added service.

click on the Returned Action in the window.

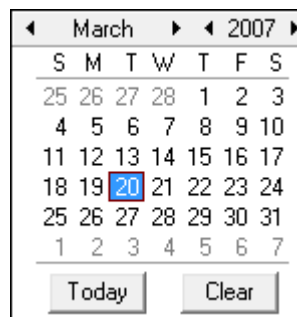
 Click on the Delete Button and then the Close button.

Deleting the Removal Action now puts the animal to "On Farm Status".

This same routine can be used to edit actions on returned animals.

When clicking View|Select Animal View from the main menu of HeiferPRO, you could also select culled, sold or dead animals.

Changing the view not only allows you to view animals no longer on your operation, but also allows you to edit and delete recorded actions.



From this calendar you can quickly navigate to the correct date. Clicking "Today" will always take you to the current date.

You may also click the arrows left or right of the month to move from month to month. The same function holds true with the Year.

Copy Right 2006 ProfitSource LLC
All Rights Reserved

ProfitSource LLC

14058 County Road F
Athens, WI
54452

Phone:

888-597-2977

Fax:

715-536-2977

E-Mail:

info@goprofitsource.com

We're on the Web!

Visit us at:

www.heiferpro.com
